



50170 13 LB Box Anchor



Component Description & Materials


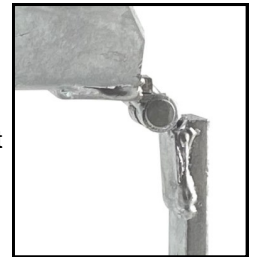
- Galvanized steel shank
- Hinged galvanized steel frame w/8 flukes
- 4 Galvanized steel hinge pins
- Stainless steel rod to hold in open position
- 1 Stainless steel spring on rod
- 1 Stainless steel lock nut
- Folding




Dimensions




- Hinged galvanized steel frame w/8 flukes: 9 3/16" length overall x 1-15/16" wide x 3/8" thick
- 4 Galvanized steel hinge pins: 2" long. The shaft size before peening is unknown



- Each fluke is 3" wide at the base and 3/8" thick
- Length of fluke from its base to tip is 4"



- Galvanized steel shank: 13" length overall
- Each end has a 5/16" single chain link, 4-1/2" wide x 1-3/4" long, welded to the shank.
- The shank's shaft is 5/8"
- The shank is connected to the body of the anchor by a bent 1/2" rod



- Stainless steel rod : 3/8"
- Stainless steel spring: 1-9/16" long with 5/64" diameter spring material
- Stainless steel lock nut: M10-1.5

Weight — 13 LBS

